

Name: _____

Date: _____ Block: _____

VoiceThread Planning/Storyboard (20 points)

1. My topic or theme: _____ Partner's Name: _____

Brainstorm with your partner the types of clothing/accessories you want to feature on your VoiceThread. **Each of you** will be responsible for collecting and describing **two pieces** of clothing or accessories.

Locate pictures and save into a folder in your student drive so you can easily upload them. Use an appropriate file name, such as *brightblueNikes*.

Look for quality photos that will not look blurry when uploaded. Look for photos that are free for you to use without violating copyright law.

How? _____

Where? _____

Types of clothing or accessories	<p style="text-align: center;">ITEM:</p> <p style="text-align: center;">_____</p> <p style="text-align: center;">Who:</p> <p style="text-align: center;">_____</p>	<p style="text-align: center;">ITEM:</p> <p style="text-align: center;">_____</p> <p style="text-align: center;">Who:</p> <p style="text-align: center;">_____</p>	<p style="text-align: center;">ITEM:</p> <p style="text-align: center;">_____</p> <p style="text-align: center;">Who:</p> <p style="text-align: center;">_____</p>	<p style="text-align: center;">ITEM:</p> <p style="text-align: center;">_____</p> <p style="text-align: center;">Who:</p> <p style="text-align: center;">_____</p>
Location of image				

STORYBOARD

<p>Title Slide (create a word document)</p>	<p>Title: Names: Date: Topic: Image used:</p>
<p>Slide 1</p>	<p>Who is communicating?</p> <p>How is he/she communicating? (talking or through text?)</p> <p>What is being communicated (said or written)?</p> <p>Image:</p> <p>Title in French:</p>
<p>Slide 2</p>	<p>Who is communicating?</p> <p>How is he/she communicating? (talking or through text?)</p> <p>What is being communicated (said or written)?</p> <p>Image:</p> <p>Title in French:</p>
<p>Slide 3</p>	<p>Who is communicating?</p> <p>How is he/she communicating? (talking or through text?)</p>

	<p>What is being communicated (said or written)?</p> <p>Image:</p> <p>Title in French:</p>
Slide 4	<p>Who is communicating?</p> <p>How is he/she communicating? (talking or through text?)</p> <p>What is being communicated (said or written)?</p> <p>Image:</p> <p>Title in French:</p>

Presentation Checklist:

Did we:

- Work efficiently (quickly and with purpose)
- Include a title slide?
- Introduce ourselves?
- Introduce our presentation?
- Include a slide showing where we got our pictures? (sources)
- Speak accurately, clearly and fluently
- Write clearly and accurately
- Engage or prompt others to add comments and discuss?

**Plus: Foreign
language
speaking rubric!**

PUTTING THE PIECES TOGETHER IN VOICETHREAD

Logging In

1. <http://mcgintyfrench2.ed.voicethread.com/>

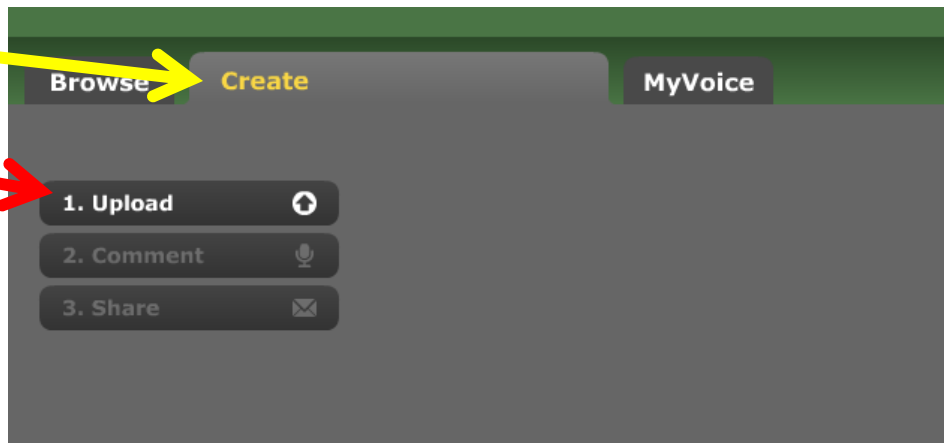
User name: _____

Password: _____

Getting Started

1. _____

2. _____



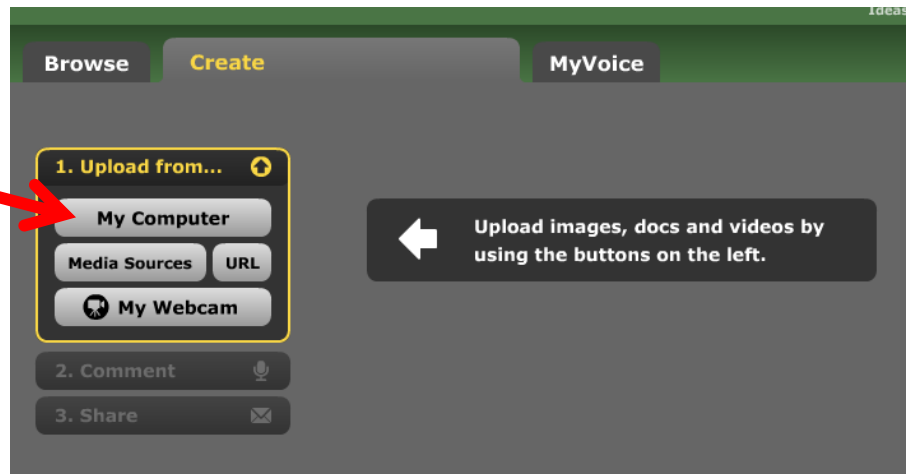
3. Upload documents and images from _____.

You should upload

_____ images

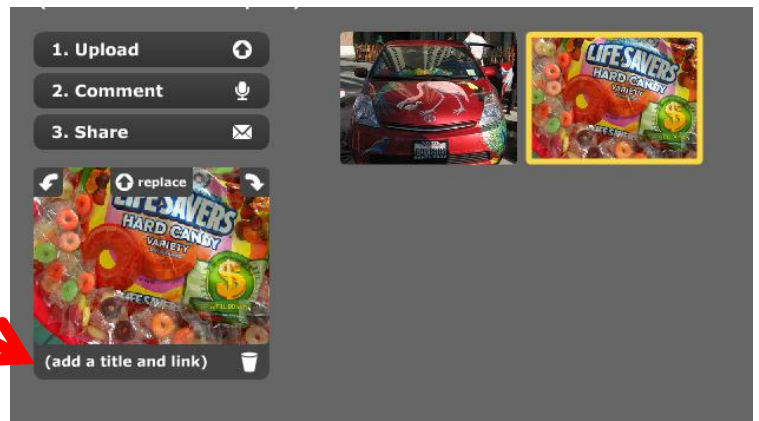
1 title page

1 resource page



After Uploading

4. Add a _____ to each image.

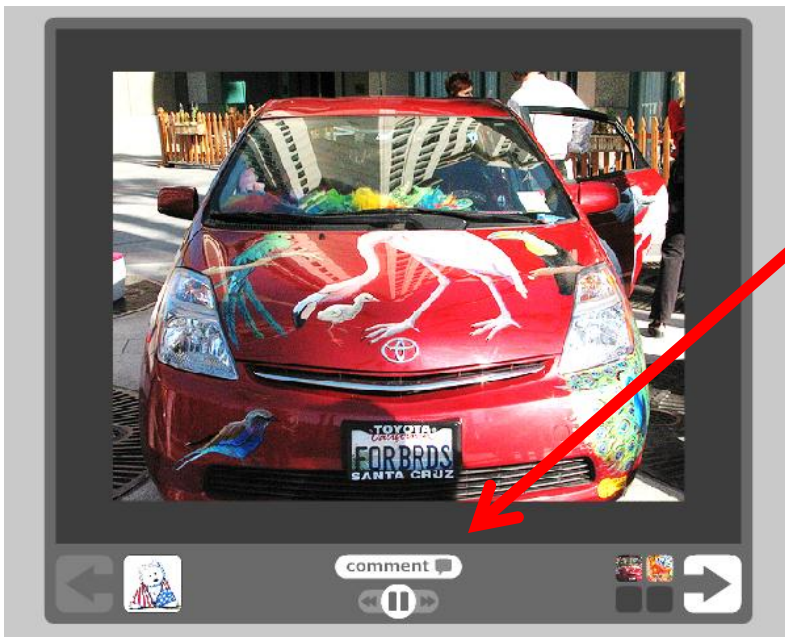


Commenting/Describing

You can record a comment or you can type a comment. You also can “phone in” and videotape a comment.

We are only using the _____ option.

Make sure you speak clearly and listen to your recording before saving,



Hovering over the tools will tell you what they do.

After Commenting

Review the Playback options

Review the Publishing options

- ✓ Allow anyone to view
- ✓ Allow anyone to comment
- ✓ Moderate comments

Double-check your checklist

Commenting on Other People's VoiceThread

Your comments should _____

Make at least _____ comments on _____ other VoiceThreads.

Evaluation: Foreign language rubric

