

# PUTTING THE PIECES TOGETHER IN VOICETHREAD

## Logging In

1. <http://mcgintyfrench2.ed.voicethread.com/>

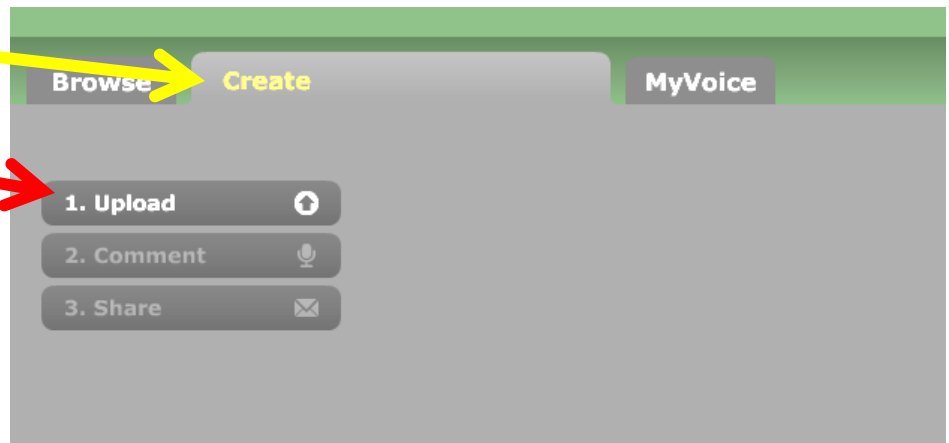
User name: \_\_\_\_\_

Password: \_\_\_\_\_

## Getting Started

1. \_\_\_\_\_

2. \_\_\_\_\_



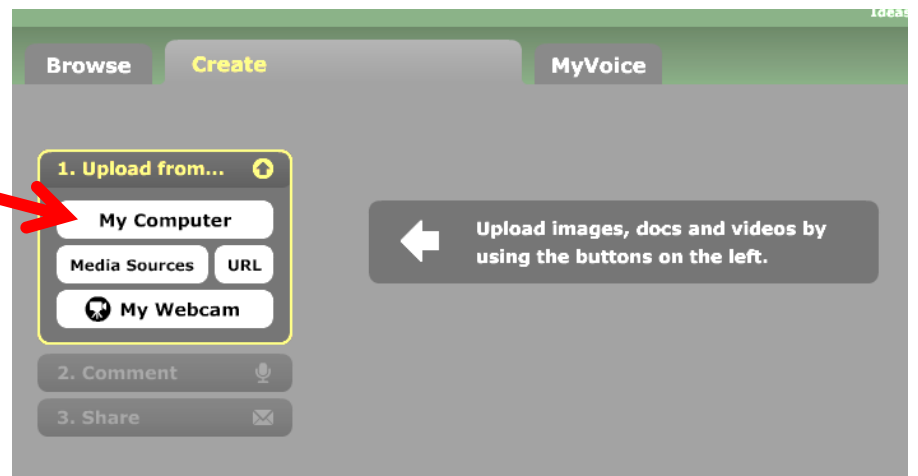
3. Upload documents and images from \_\_\_\_\_.

You should upload

\_\_\_\_\_ images

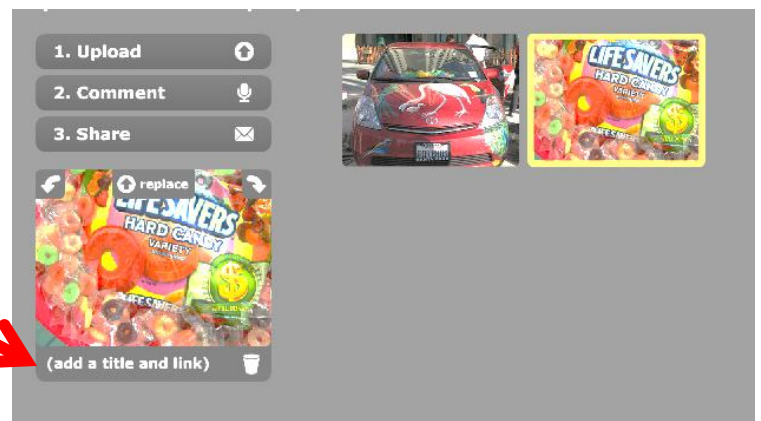
1 title page

1 resource page



## After Uploading

4. Add a \_\_\_\_\_ to each image.



## Commenting/Decribing

You can record a comment or you can type a comment. You also can “phone in” and videotape a comment.

We are only using the \_\_\_\_\_ option.

Make sure you speak clearly and listen to your recording before saving,

Hovering over the tools  
will tell you what they do.

### After Commenting

Review the Playback options

Review the Publishing options

- ✓ Allow anyone to view
- ✓ Allow anyone to comment
- ✓ Moderate comments

Double-check your checklist

### Commenting on Other People's VoiceThread

Your comments should \_\_\_\_\_

Make at least \_\_\_\_\_ comments on \_\_\_\_\_ other VoiceThreads.

Evaluation: Foreign language rubric

